



# TEST REPORT

1. NO : CT18-022843

2. Client

○ Name : e-GM Tech. Co., Ltd

○ Address : 86-21, Igonddan-ro, Gumi-si, Gyeongsangbuk-do, Korea

3. Date of Test : 2018.02.14 ~ 2018.02.26

4. Use of Report : Quality Management

5. Test Sample : PLF3000

6. Test Method

(1) KS C IEC 60529:2013

Date : 2018.03.15

Reissuance(R1)

<p>Our report apply only to the standards or procedures identified and to the sample(s) tested unless otherwise specified. The test results are not indicative of representativeness of the qualities of the lot from which the sample was taken or of apparently identical or similar products.</p>	
<p>Technical Manager</p>	<p>Name : Choi Yong Mook</p>
<p>Tested By</p>	<p>Name : Baik Sank Hoon</p>
<p>Signature</p>	<p>S.H. Baik</p>

2018.02.26

Korea Conformity Laboratories President Kyung Sik Kim

*Kyung Sik Kim*

Address : 42994 36, Techno sunhwan-ro 12-gil, Yuga-myeon, Dalseong-gun, Daegu, Korea 82-53-670-7300

Result Inquiry : Safety Convergence Technology Center 82-

# TEST REPORT

No. : CT18-022843

■ Test Method

- First characteristic numeral (6)

· Test Method

.. Place the specimen in the test chamber so that the light source pare of the sample is exposed.

.. Depressurize lower than 2 kPa and proceed the test 8 h in the dust chamber.

· Talc dust condition

.. Standard wire nominal diameter of talc dust : 50  $\mu$ m




.. Standard wire spacing of talc dust : 75  $\mu$ m




.. Amount of talc dust per unit volume : 2 kg/m<sup>3</sup>

· Measurement : After completing the test, visually confirm the dust ingress into the

light source part.

· Test Scene

	<p>Before the test</p>
	<p>During the test</p>
	<p>After the test</p>



QP-20-01-08(5)

- Page 3 of 3 -

----- End of Report -----

	<p style="text-align: center;">During the test</p>	<p style="text-align: center;">After the test</p>	
	<p style="text-align: center;">Before the test</p>		

- Second characteristic numeral (8)
- Application test : Temporary immersion test of 0.15 ~ 1 m
- Test Method
- .. Specimen size : Less than 850 mm in height
- .. Locate the final lower part of the specimen at 1 000 mm from the surface of the water.
- .. Proceed for more than 40 minutes after immersion.
- \* Test with more stringent conditions than second characteristic numeral (7).
- Measurement : After completing the test, visually confirm the water ingress into the light source part.
- Test Scene

No. : CT18-022843

# TEST REPORT